



**Summary Institution-Level Pass Rate Data: *Traditional Teacher Preparation Program Within IHE***

|  |                                       |  |                         |                                       |  |                     |
|--|---------------------------------------|--|-------------------------|---------------------------------------|--|---------------------|
|  |                                       | <b>HEOA - Title II<br/>2010 - 2011 Academic Year</b> |                         |                                       |  |                     |
| Institution Name   |                                       | ATHENS STATE UNIVERSITY                              |                         |                                       |  |                     |
| Institution Code   |                                       | 1024   |                         |                                       |  |                     |
| State  |                                       | Alabama  |                         |                                       |  |                     |
|  |                                       |  |                         |                                       | March 7, 2012                          |                     |
|  |                                       |  |                         |                                       | Statewide                              |                     |
| Group  | Number Taking Assessment <sup>1</sup> | Number Passing Assessment <sup>2</sup>               | Institutional Pass Rate | Number Taking Assessment <sup>1</sup> | Number Passing Assessment <sup>2</sup> | Statewide Pass Rate |
| All program completers, 2010-11  | 344                                   | 344  | 100%                    | 2210                                  | 2202                                   | 100%                |
| All program completers, 2009-10  | 299                                   | 299  | 100%                    | 2333                                  | 2326                                   | 100%                |
| All program completers, 2008-09  | 291                                   | 291  | 100%                    | 2115                                  | 2105                                   | 100%                |


<sup>1</sup> Number of completers taking one or more assessments within their area of specialization.

<sup>2</sup> Number who passed all assessments taken within their area of specialization.


**Single Assessment Institution-Level Pass Rate Data: Traditional Teacher Preparation Program Within IHE**

|                        |   | <b>HEOA - Title II<br/>2010 - 2011 Academic Year</b> |   |  |                                    |   |   |   |  |   |
|--|---|--|---|--|------------------------------------|---|---|---|--|---|
| <b>Institution Name</b>  |   | <b>ATHENS STATE UNIVERSITY</b>                       |   |  |                                    |   |   |   |  |   |
| <b>Institution Code</b>  |   | <b>1024</b>  |   |  |                                    |   |   |   |  |   |
| <b>State</b>   |   | <b>Alabama</b>                                       |   |  |                                    |   |   |   |  |   |
|  |   |  |   |  |                                    |   | <i>March 7, 2012</i>                        |   |  |   |
| <b>Assessment Information<sup>1</sup></b>  |   | <b>Group</b>   | <b>Number<br/>Taking<br/>Assessment</b> | <b>Number<br/>Passing<br/>Assessment</b> | <b>Institutional<br/>Pass Rate</b> | <b>Institutional<br/>Average<br/>Scaled Score</b> | <b>Assessment<br/>Cut Score<sup>2</sup></b> | <b>Statewide</b>                        |  |   |
|  |   |  |   |  |                                    |   |   | <b>Number<br/>Taking<br/>Assessment</b> | <b>Number<br/>Passing<br/>Assessment</b> | <b>Statewide<br/>Pass Rate</b>                |
|  |   |  |   |  |                                    |   |   |   |  | <b>Statewide<br/>Average<br/>Scaled Score</b> |
| <b>AGRICULTURE (0700)</b><br><br><i>Test Company: ETS</i><br><i>Score Range: 250-990</i>               | All enrolled students who have completed all nonclinical courses, 2010-11 |  |   |  |                                    |   |   | 1                                       |  |   |
|  | Other enrolled students, 2010-11  |  |   |  |                                    |   |   | 8                                       |  |   |
|  | All program completers, 2010-11   |  |   |  |                                    |   |   | 16                                      | 16                                       | 100%  |
|  | All program completers, 2009-10   |  |   |  |                                    |   |   | 4                                       |  |   |
|  | All program completers, 2008-09   |  |   |  |                                    |   |   | 6                                       |  |   |
| <b>ART CONTENT KNOWLEDGE (0133)</b><br><br><i>Test Company: ETS</i><br><i>Score Range: 100-200</i>     | All enrolled students who have completed all nonclinical courses, 2010-11 |  |   |  |                                    |   |   | 1                                       |  |   |
|  | Other enrolled students, 2010-11  |  |   |  |                                    |   |   | 6                                       |  |   |
|  | All program completers, 2010-11   |  |   |  |                                    |   |   | 6                                       |  |   |
|  | All program completers, 2009-10   |  |   |  |                                    |   |   | 4                                       |  |   |
|  | All program completers, 2008-09   |  |   |  |                                    |   |   | 4                                       |  |   |
| <b>BIOLOGY CONTENT KNOWLEDGE (0235)</b><br><br><i>Test Company: ETS</i><br><i>Score Range: 100-200</i> | All enrolled students who have completed all nonclinical courses, 2010-11 |  | 8                                       |  |                                    |   | 143   | 10                                      | 10                                       | 100%  |
|  | Other enrolled students, 2010-11  |  | 9                                       |  |                                    |   | 143   | 29                                      | 19                                       | 66%   |
|  | All program completers, 2010-11   |  | 7                                       |  |                                    |   | 143   | 20                                      | 20                                       | 100%  |
|  | All program completers, 2009-10   |  | 9                                       |  |                                    |   | 143   | 22                                      | 22                                       | 100%  |
|  | All program completers, 2008-09   |  | 4                                       |  |                                    |   | 143   | 20                                      | 20                                       | 100%  |
| <b>BUSINESS EDUCATION (0100)</b><br><br><i>Test Company: ETS</i><br><i>Score Range: 250-990</i>        | All enrolled students who have completed all nonclinical courses, 2010-11 |  |   |  |                                    |   |   |   |  |   |
|  | Other enrolled students, 2010-11  |  |   |  |                                    |   |   | 11                                      | 10                                       | 91%   |
|  | All program completers, 2010-11   |  |   |  |                                    |   |   | 11                                      | 11                                       | 100%  |
|  | All program completers, 2009-10   |  |   |  |                                    |   |   | 13                                      | 13                                       | 100%  |
|  | All program completers, 2008-09   |  |   |  |                                    |   |   | 13                                      | 13                                       | 100%  |


**Single Assessment Institution-Level Pass Rate Data: Traditional Teacher Preparation Program Within IHE**

|   |  |   |   |  |                                    |   |   |   |  |                                |   |
|---|--|---|---|--|------------------------------------|---|---|---|--|--------------------------------|---|
|                       |  | <b>HEOA - Title II<br/>2010 - 2011 Academic Year</b>                      |   |  |                                    |   |   |   |  |                                |   |
| <b>Institution Name</b>   |  | <b>ATHENS STATE UNIVERSITY</b>  |   |  |                                    |   |   |   |  |                                |   |
| <b>Institution Code</b>   |  | <b>1024</b>   |   |  |                                    |   |   |   |  |                                |   |
| <b>State</b>  |  | <b>Alabama</b>  |   |  |                                    |   |   |   |  |                                |   |
|   |  |   |   |  |                                    |   | March 7, 2012                               |   |  |                                |   |
|   |  |   |   |  |                                    |   | <b>Statewide</b>                            |   |  |                                |   |
| <b>Assessment Information<sup>1</sup></b>   |  | <b>Group</b>  | <b>Number<br/>Taking<br/>Assessment</b> | <b>Number<br/>Passing<br/>Assessment</b> | <b>Institutional<br/>Pass Rate</b> | <b>Institutional<br/>Average<br/>Scaled Score</b> | <b>Assessment<br/>Cut Score<sup>2</sup></b> | <b>Number<br/>Taking<br/>Assessment</b> | <b>Number<br/>Passing<br/>Assessment</b> | <b>Statewide<br/>Pass Rate</b> | <b>Statewide<br/>Average<br/>Scaled Score</b> |
| <b>CHEMISTRY CONTENT KNOWLEDGE II (0245)</b><br><br>Test Company: ETS<br>Score Range: 100-200         |  | All enrolled students who have completed all nonclinical courses, 2010-11 |   |  |                                    |   |   |   |  |                                |   |
|   |  | Other enrolled students, 2010-11  |   |  |                                    |   |   | 1                                       |  |                                |   |
|   |  | All program completers, 2010-11   |   |  |                                    |   |   | 3                                       |  |                                |   |
|   |  | All program completers, 2009-10   |   |  |                                    |   |   | 1                                       |  |                                |   |
|   |  | All program completers, 2008-09   |   |  |                                    |   |   | 1                                       |  |                                |   |
| <b>ELEMENTARY ED CONTENT KNOWLEDGE (0014)</b><br><br>Test Company: ETS<br>Score Range: 100-200        |  | All enrolled students who have completed all nonclinical courses, 2010-11 | 98                                      | 92                                       | 94%                                | 153   | 137   | 311                                     | 296                                      | 95%                            | 156   |
|   |  | Other enrolled students, 2010-11  | 153                                     | 140                                      | 92%                                | 155   | 137   | 1293                                    | 1161                                     | 90%                            | 155   |
|   |  | All program completers, 2010-11   | 245                                     | 245                                      | 100%                               | 157   | 137   | 1450                                    | 1442                                     | 99%                            | 158   |
|   |  | All program completers, 2009-10   | 218                                     | 218                                      | 100%                               | 156   | 137   | 1586                                    | 1579                                     | 100%                           | 158   |
|   |  | All program completers, 2008-09   | 219                                     | 219                                      | 100%                               | 158   | 137   | 1499                                    | 1489                                     | 99%                            | 158   |
| <b>ENG LANG LIT COMP CONTENT KNOWLEDGE (0041)</b><br><br>Test Company: ETS<br>Score Range: 100-200    |  | All enrolled students who have completed all nonclinical courses, 2010-11 | 13                                      | 13                                       | 100%                               | 170   | 151   | 31                                      | 29                                       | 94%                            | 167   |
|   |  | Other enrolled students, 2010-11  | 9                                       |  |                                    |   | 151   | 144                                     | 129                                      | 90%                            | 168   |
|   |  | All program completers, 2010-11   | 17                                      | 17                                       | 100%                               | 168   | 151   | 115                                     | 115                                      | 100%                           | 172   |
|   |  | All program completers, 2009-10   | 21                                      | 21                                       | 100%                               | 172   | 151   | 135                                     | 135                                      | 100%                           | 172   |
|   |  | All program completers, 2008-09   | 21                                      | 21                                       | 100%                               | 173   | 151   | 137                                     | 137                                      | 100%                           | 173   |
| <b>ENGLISH TO SPEAKERS OF OTHER LANGUAGES (0360)</b><br><br>Test Company: ETS<br>Score Range: 250-990 |  | All enrolled students who have completed all nonclinical courses, 2010-11 |   |  |                                    |   |   |   |  |                                |   |
|   |  | Other enrolled students, 2010-11  |   |  |                                    |   |   | 1                                       |  |                                |   |
|   |  | All program completers, 2010-11   |   |  |                                    |   |   |   |  |                                |   |
|   |  | All program completers, 2009-10   |   |  |                                    |   |   |   |  |                                |   |
|   |  | All program completers, 2008-09   |   |  |                                    |   |   | 4                                       |  |                                |   |


**Single Assessment Institution-Level Pass Rate Data: Traditional Teacher Preparation Program Within IHE**

|                |   | <b>HEOA - Title II<br/>2010 - 2011 Academic Year</b> |                                 |                            |  |                                      |                                |                                 |                        |                                      |
|--|---|--|---------------------------------|----------------------------|--|--------------------------------------|--------------------------------|---------------------------------|------------------------|--------------------------------------|
| <b>Institution Name</b>  |   | <b>ATHENS STATE UNIVERSITY</b>                       |                                 |                            |  |                                      |                                |                                 |                        |                                      |
| <b>Institution Code</b>  |   | <b>1024</b>  |                                 |                            |  |                                      |                                |                                 |                        |                                      |
| <b>State</b>   |   | <b>Alabama</b>                                       |                                 |                            |  |                                      |                                |                                 |                        |                                      |
|  |   |  |                                 |                            |  |                                      | <i>March 7, 2012</i>           |                                 |                        |                                      |
| Assessment Information <sup>1</sup>  | Group   | Number<br>Taking<br>Assessment                       | Number<br>Passing<br>Assessment | Institutional<br>Pass Rate | Institutional<br>Average<br>Scaled Score | Assessment<br>Cut Score <sup>2</sup> | Statewide                      |                                 |                        |                                      |
|  |   |  |                                 |                            |  |                                      | Number<br>Taking<br>Assessment | Number<br>Passing<br>Assessment | Statewide<br>Pass Rate | Statewide<br>Average<br>Scaled Score |
| <b>FAMILY AND CONSUMER SCIENCES II (0121)</b><br><br>Test Company: ETS<br>Score Range: 100-200 | All enrolled students who have completed all nonclinical courses, 2010-11 |  |                                 |                            |  |                                      | 4                              |                                 |                        |                                      |
|  | Other enrolled students, 2010-11  |  |                                 |                            |  |                                      | 7                              |                                 |                        |                                      |
|  | All program completers, 2010-11   |  |                                 |                            |  |                                      | 7                              |                                 |                        |                                      |
|  | All program completers, 2009-10   |  |                                 |                            |  |                                      | 10                             | 10                              | 100%                   | 166                                  |
|  | All program completers, 2008-09   |  |                                 |                            |  |                                      | 1                              |                                 |                        |                                      |
| <b>FAMILY AND CONSUMER SCIENCES (0120)</b><br><br>Test Company: ETS<br>Score Range: 250-990    | All enrolled students who have completed all nonclinical courses, 2010-11 |  |                                 |                            |  |                                      |                                |                                 |                        |                                      |
|  | Other enrolled students, 2010-11  |  |                                 |                            |  |                                      |                                |                                 |                        |                                      |
|  | All program completers, 2010-11   |  |                                 |                            |  |                                      |                                |                                 |                        |                                      |
|  | All program completers, 2009-10   |  |                                 |                            |  |                                      |                                |                                 |                        |                                      |
|  | All program completers, 2008-09   |  |                                 |                            |  |                                      | 8                              |                                 |                        |                                      |
| <b>FRENCH CONTENT KNOWLEDGE (0173)</b><br><br>Test Company: ETS<br>Score Range: 100-200        | All enrolled students who have completed all nonclinical courses, 2010-11 |  |                                 |                            |  |                                      |                                |                                 |                        |                                      |
|  | Other enrolled students, 2010-11  |  |                                 |                            |  |                                      | 2                              |                                 |                        |                                      |
|  | All program completers, 2010-11   |  |                                 |                            |  |                                      | 2                              |                                 |                        |                                      |
|  | All program completers, 2009-10   |  |                                 |                            |  |                                      | 2                              |                                 |                        |                                      |
|  | All program completers, 2008-09   |  |                                 |                            |  |                                      |                                |                                 |                        |                                      |
| <b>GENERAL SCI CONTENT KNOWLEDGE (0435)</b><br><br>Test Company: ETS<br>Score Range: 100-200   | All enrolled students who have completed all nonclinical courses, 2010-11 | 1  |                                 |                            |  | 147                                  | 2                              |                                 |                        |                                      |
|  | Other enrolled students, 2010-11  | 1  |                                 |                            |  | 147                                  | 40                             | 32                              | 80%                    | 154                                  |
|  | All program completers, 2010-11   | 2  |                                 |                            |  | 147                                  | 32                             | 32                              | 100%                   | 159                                  |
|  | All program completers, 2009-10   | 1  |                                 |                            |  | 147                                  | 17                             | 17                              | 100%                   | 162                                  |
|  | All program completers, 2008-09   | 1  |                                 |                            |  | 147                                  | 22                             | 22                              | 100%                   | 162                                  |


**Single Assessment Institution-Level Pass Rate Data: Traditional Teacher Preparation Program Within IHE**

|                                  |  | <b>HEOA - Title II<br/>2010 - 2011 Academic Year</b>                      |                                 |                                  |                                |   |   |                                 |                                  |                                       |
|--|--|---|---------------------------------|----------------------------------|--------------------------------|---|---|---------------------------------|----------------------------------|---------------------------------------|
| <b>Institution Name</b>  |  | <b>ATHENS STATE UNIVERSITY</b>  |                                 |                                  |                                |   |   |                                 |                                  |                                       |
| <b>Institution Code</b>  |  | <b>1024</b>   |                                 |                                  |                                |   |   |                                 |                                  |                                       |
| <b>State</b>   |  | <b>Alabama</b>  |                                 |                                  |                                |   |   |                                 |                                  |                                       |
|  |  |   |                                 |                                  |                                |   | <i>March 7, 2012</i>                    |                                 |                                  |                                       |
| <b>Assessment Information<sup>1</sup></b>  |  | <b>Group</b>  | <b>Number Taking Assessment</b> | <b>Number Passing Assessment</b> | <b>Institutional Pass Rate</b> | <b>Institutional Average Scaled Score</b> | <b>Assessment Cut Score<sup>2</sup></b> | <b>Statewide</b>                |                                  |                                       |
|  |  |   |                                 |                                  |                                |   |   | <b>Number Taking Assessment</b> | <b>Number Passing Assessment</b> | <b>Statewide Pass Rate</b>            |
|  |  |   |                                 |                                  |                                |   |   |                                 |                                  | <b>Statewide Average Scaled Score</b> |
| <b>HEALTH EDUCATION (0550)</b><br><br><i>Test Company: ETS</i><br><i>Score Range: 250-990</i>                    |  | All enrolled students who have completed all nonclinical courses, 2010-11 |                                 |                                  |                                |   |   | 1                               |                                  |                                       |
|  |  | Other enrolled students, 2010-11  |                                 |                                  |                                |   |   | 9                               |                                  |                                       |
|  |  | All program completers, 2010-11   |                                 |                                  |                                |   |   | 11                              | 11                               | 100%                                  |
|  |  | All program completers, 2009-10   |                                 |                                  |                                |   |   | 8                               |                                  |                                       |
|  |  | All program completers, 2008-09   | 1                               |                                  |                                |   | 580                                     | 16                              | 14                               | 88%                                   |
| <b>MATHEMATICS: CONTENT KNOWLEDGE (0061)</b><br><br><i>Test Company: ETS</i><br><i>Score Range: 100-200</i>      |  | All enrolled students who have completed all nonclinical courses, 2010-11 | 7                               |                                  |                                |   | 126                                     | 23                              | 19                               | 83%                                   |
|  |  | Other enrolled students, 2010-11  | 22                              | 12                               | 55%                            | 128                                       | 126                                     | 120                             | 88                               | 73%                                   |
|  |  | All program completers, 2010-11   | 30                              | 30                               | 100%                           | 139                                       | 126                                     | 88                              | 88                               | 100%                                  |
|  |  | All program completers, 2009-10   | 14                              | 14                               | 100%                           | 140                                       | 126                                     | 82                              | 82                               | 100%                                  |
|  |  | All program completers, 2008-09   | 12                              | 12                               | 100%                           | 139                                       | 126                                     | 53                              | 53                               | 100%                                  |
| <b>MIDDLE SCHOOL ENGLISH LANGUAGE ARTS (0049)</b><br><br><i>Test Company: ETS</i><br><i>Score Range: 100-200</i> |  | All enrolled students who have completed all nonclinical courses, 2010-11 |                                 |                                  |                                |   |   |                                 |                                  |                                       |
|  |  | Other enrolled students, 2010-11  |                                 |                                  |                                |   |   |                                 |                                  |                                       |
|  |  | All program completers, 2010-11   |                                 |                                  |                                |   |   |                                 |                                  |                                       |
|  |  | All program completers, 2009-10   |                                 |                                  |                                |   |   |                                 |                                  |                                       |
|  |  | All program completers, 2008-09   |                                 |                                  |                                |   |   | 1                               |                                  |                                       |
| <b>MIDDLE SCHOOL MATHEMATICS (0069)</b><br><br><i>Test Company: ETS</i><br><i>Score Range: 100-200</i>           |  | All enrolled students who have completed all nonclinical courses, 2010-11 |                                 |                                  |                                |   |   |                                 |                                  |                                       |
|  |  | Other enrolled students, 2010-11  |                                 |                                  |                                |   |   | 1                               |                                  |                                       |
|  |  | All program completers, 2010-11   |                                 |                                  |                                |   |   |                                 |                                  |                                       |
|  |  | All program completers, 2009-10   |                                 |                                  |                                |   |   | 4                               |                                  |                                       |
|  |  | All program completers, 2008-09   |                                 |                                  |                                |   |   |                                 |                                  |                                       |


**Single Assessment Institution-Level Pass Rate Data: Traditional Teacher Preparation Program Within IHE**

|   |  |   |   |  |                                    |   |   |   |  |                                |   |
|---|--|---|---|--|------------------------------------|---|---|---|--|--------------------------------|---|
|                             |  | <b>HEOA - Title II<br/>2010 - 2011 Academic Year</b>                      |   |  |                                    |   |   |   |  |                                |   |
| <b>Institution Name</b>   |  | <b>ATHENS STATE UNIVERSITY</b>  |   |  |                                    |   |   |   |  |                                |   |
| <b>Institution Code</b>   |  | <b>1024</b>   |   |  |                                    |   |   |   |  |                                |   |
| <b>State</b>  |  | <b>Alabama</b>  |   |  |                                    | <div>March 7, 2012</div>                          |   |   |  |                                |   |
|   |  |   |   |  |                                    |   | <b>Statewide</b>                            |   |  |                                |   |
| <b>Assessment Information<sup>1</sup></b>   |  | <b>Group</b>  | <b>Number<br/>Taking<br/>Assessment</b> | <b>Number<br/>Passing<br/>Assessment</b> | <b>Institutional<br/>Pass Rate</b> | <b>Institutional<br/>Average<br/>Scaled Score</b> | <b>Assessment<br/>Cut Score<sup>2</sup></b> | <b>Number<br/>Taking<br/>Assessment</b> | <b>Number<br/>Passing<br/>Assessment</b> | <b>Statewide<br/>Pass Rate</b> | <b>Statewide<br/>Average<br/>Scaled Score</b> |
| <b>MIDDLE SCHOOL SOCIAL STUDIES (0089)</b><br><br><i>Test Company: ETS</i><br><i>Score Range: 100-200</i>   |  | All enrolled students who have completed all nonclinical courses, 2010-11 |   |  |                                    |   |   |   |  |                                |   |
|   |  | Other enrolled students, 2010-11  |   |  |                                    |   |   |   |  |                                |   |
|   |  | All program completers, 2010-11   |   |  |                                    |   |   |   |  |                                |   |
|   |  | All program completers, 2009-10   |   |  |                                    |   |   |   |  |                                |   |
|   |  | All program completers, 2008-09   |   |  |                                    |   |   | 1                                       |  |                                |   |
| <b>MUSIC CONTENT KNOWLEDGE (0113)</b><br><br><i>Test Company: ETS</i><br><i>Score Range: 100-200</i>        |  | All enrolled students who have completed all nonclinical courses, 2010-11 |   |  |                                    |   |   | 14                                      | 14                                       | 100%                           | 160   |
|   |  | Other enrolled students, 2010-11  |   |  |                                    |   |   | 72                                      | 49                                       | 68%                            | 154   |
|   |  | All program completers, 2010-11   |   |  |                                    |   |   | 89                                      | 89                                       | 100%                           | 164   |
|   |  | All program completers, 2009-10   |   |  |                                    |   |   | 76                                      | 76                                       | 100%                           | 163   |
|   |  | All program completers, 2008-09   |   |  |                                    |   |   | 59                                      | 59                                       | 100%                           | 164   |
| <b>PHYSICAL ED: CONTENT KNOWLEDGE (0091)</b><br><br><i>Test Company: ETS</i><br><i>Score Range: 100-200</i> |  | All enrolled students who have completed all nonclinical courses, 2010-11 | 6                                       |  |                                    |   | 141   | 25                                      | 25                                       | 100%                           | 152   |
|   |  | Other enrolled students, 2010-11  | 13                                      | 13                                       | 100%                               | 149   | 141   | 156                                     | 134                                      | 86%                            | 149   |
|   |  | All program completers, 2010-11   | 17                                      | 17                                       | 100%                               | 149   | 141   | 190                                     | 190                                      | 100%                           | 152   |
|   |  | All program completers, 2009-10   | 16                                      | 16                                       | 100%                               | 149   | 141   | 202                                     | 202                                      | 100%                           | 151   |
|   |  | All program completers, 2008-09   | 16                                      | 16                                       | 100%                               | 152   | 141   | 153                                     | 153                                      | 100%                           | 152   |
| <b>PHYSICS CONTENT KNOWLEDGE II (0265)</b><br><br><i>Test Company: ETS</i><br><i>Score Range: 100-200</i>   |  | All enrolled students who have completed all nonclinical courses, 2010-11 |   |  |                                    |   |   |   |  |                                |   |
|   |  | Other enrolled students, 2010-11  |   |  |                                    |   |   | 1                                       |  |                                |   |
|   |  | All program completers, 2010-11   |   |  |                                    |   |   | 1                                       |  |                                |   |
|   |  | All program completers, 2009-10   |   |  |                                    |   |   |   |  |                                |   |
|   |  | All program completers, 2008-09   |   |  |                                    |   |   |   |  |                                |   |

**Single Assessment Institution-Level Pass Rate Data: Traditional Teacher Preparation Program Within IHE**

|  |   |  |  |                                    |   |   |   |  |                                |   |
|--|---|--|--|------------------------------------|---|---|---|--|--------------------------------|---|
|                                |   | <b>HEOA - Title II</b><br><b>2010 - 2011 Academic Year</b> |  |                                    |   |   |   |  |                                |   |
| <b>Institution Name</b>  |   | <b>ATHENS STATE UNIVERSITY</b>                             |  |                                    |   |   |   |  |                                |   |
| <b>Institution Code</b>  |   | <b>1024</b>  |  |                                    |   |   |   |  |                                |   |
| <b>State</b>   |   | <b>Alabama</b>   |  |                                    |   |   |   |  |                                |   |
|  |   |  |  |                                    |   |   | March 7, 2012                           |  |                                |   |
|  |   |  |  |                                    |   |   | <b>Statewide</b>                        |  |                                |   |
| <b>Assessment Information<sup>1</sup></b>  | <b>Group</b>  | <b>Number<br/>Taking<br/>Assessment</b>                    | <b>Number<br/>Passing<br/>Assessment</b> | <b>Institutional<br/>Pass Rate</b> | <b>Institutional<br/>Average<br/>Scaled Score</b> | <b>Assessment<br/>Cut Score<sup>2</sup></b> | <b>Number<br/>Taking<br/>Assessment</b> | <b>Number<br/>Passing<br/>Assessment</b> | <b>Statewide<br/>Pass Rate</b> | <b>Statewide<br/>Average<br/>Scaled Score</b> |
| <b>SOCIAL STUDIES: CONTENT KNOWLEDGE (0081)</b><br><br><i>Test Company: ETS</i><br><i>Score Range: 100-200</i> | All enrolled students who have completed all nonclinical courses, 2010-11 | 6  |  |                                    |   | 153   | 25                                      | 25                                       | 100%                           | 167   |
|  | Other enrolled students, 2010-11  | 16   | 14                                       | 88%                                | 164   | 153   | 156                                     | 114                                      | 73%                            | 160   |
|  | All program completers, 2010-11   | 15   | 15                                       | 100%                               | 163   | 153   | 121                                     | 121                                      | 100%                           | 164   |
|  | All program completers, 2009-10   | 17   | 17                                       | 100%                               | 167   | 153   | 132                                     | 132                                      | 100%                           | 167   |
|  | All program completers, 2008-09   | 12   | 12                                       | 100%                               | 167   | 153   | 103                                     | 103                                      | 100%                           | 165   |
| <b>SPANISH CONTENT KNOWLEDGE (0191)</b><br><br><i>Test Company: ETS</i><br><i>Score Range: 100-200</i>         | All enrolled students who have completed all nonclinical courses, 2010-11 |  |  |                                    |   |   |   |  |                                |   |
|  | Other enrolled students, 2010-11  |  |  |                                    |   |   | 14                                      | 9  | 64%                            | 152   |
|  | All program completers, 2010-11   |  |  |                                    |   |   | 14                                      | 14                                       | 100%                           | 171   |
|  | All program completers, 2009-10   |  |  |                                    |   |   | 11                                      | 11                                       | 100%                           | 163   |
|  | All program completers, 2008-09   |  |  |                                    |   |   | 6                                       |  |                                |   |
| <b>TECHNOLOGY EDUCATION (0050)</b><br><br><i>Test Company: ETS</i><br><i>Score Range: 250-990</i>              | All enrolled students who have completed all nonclinical courses, 2010-11 |  |  |                                    |   |   |   |  |                                |   |
|  | Other enrolled students, 2010-11  |  |  |                                    |   |   | 2                                       |  |                                |   |
|  | All program completers, 2010-11   |  |  |                                    |   |   |   |  |                                |   |
|  | All program completers, 2009-10   |  |  |                                    |   |   |   |  |                                |   |
|  | All program completers, 2008-09   |  |  |                                    |   |   | 1                                       |  |                                |   |
| <b>THEATRE (0640)</b><br><br><i>Test Company: ETS</i><br><i>Score Range: 250-990</i>                           | All enrolled students who have completed all nonclinical courses, 2010-11 |  |  |                                    |   |   |   |  |                                |   |
|  | Other enrolled students, 2010-11  |  |  |                                    |   |   | 2                                       |  |                                |   |
|  | All program completers, 2010-11   |  |  |                                    |   |   |   |  |                                |   |
|  | All program completers, 2009-10   |  |  |                                    |   |   | 2                                       |  |                                |   |
|  | All program completers, 2008-09   |  |  |                                    |   |   |   |  |                                |   |

**Single Assessment Institution-Level Pass Rate Data: *Traditional Teacher Preparation Program Within IHE***

|  |  |   |   |  |                                    |   |   |   |  |                                |   |
|--|--|---|---|--|------------------------------------|---|---|---|--|--------------------------------|---|
|                                        |  | <b>HEOA - Title II<br/>2010 - 2011 Academic Year</b>                      |   |  |                                    |   |   |   |  |                                |   |
| <b>Institution Name</b>  |  | <b>ATHENS STATE UNIVERSITY</b>  |   |  |                                    |   |   |   |  |                                |   |
| <b>Institution Code</b>  |  | <b>1024</b>   |   |  |                                    |   |   |   |  |                                |   |
| <b>State</b>   |  | <b>Alabama</b>  |   |  |                                    |   |   |   |  |                                |   |
|  |  |   |   |  |                                    |   | <i>March 7, 2012</i>                        |   |  |                                |   |
|  |  |   |   |  |                                    |   | <b>Statewide</b>                            |   |  |                                |   |
| <b>Assessment Information<sup>1</sup></b>  |  | <b>Group</b>  | <b>Number<br/>Taking<br/>Assessment</b> | <b>Number<br/>Passing<br/>Assessment</b> | <b>Institutional<br/>Pass Rate</b> | <b>Institutional<br/>Average<br/>Scaled Score</b> | <b>Assessment<br/>Cut Score<sup>2</sup></b> | <b>Number<br/>Taking<br/>Assessment</b> | <b>Number<br/>Passing<br/>Assessment</b> | <b>Statewide<br/>Pass Rate</b> | <b>Statewide<br/>Average<br/>Scaled Score</b> |
| <b>WORLD AND U.S. HISTORY: CONTENT KNOWLEDGE (0941)</b><br><br><i>Test Company: ETS</i><br><i>Score Range: 100-200</i> |  | All enrolled students who have completed all nonclinical courses, 2010-11 | 5                                       |  |                                    |   | 143   | 9                                       |  |                                |   |
|  |  | Other enrolled students, 2010-11  | 6                                       |  |                                    |   | 143   | 40                                      | 33                                       | 83%                            | 154   |
|  |  | All program completers, 2010-11   | 11                                      | 11                                       | 100%                               | 162   | 143   | 39                                      | 39                                       | 100%                           | 159   |
|  |  | All program completers, 2009-10   | 3                                       |  |                                    |   | 143   | 30                                      | 30                                       | 100%                           | 152   |
|  |  | All program completers, 2008-09   | 6                                       |  |                                    |   | 143   | 18                                      | 18                                       | 100%                           | 153   |

<sup>1</sup>Tests with multiple delivery options (computer, paper, etc.) will be noted with the assessment code for the paper format only.

<sup>2</sup>Cut scores may vary for groups depending upon when the cut scores are established by the state and when each group completed their teacher certification or licensure assessment.